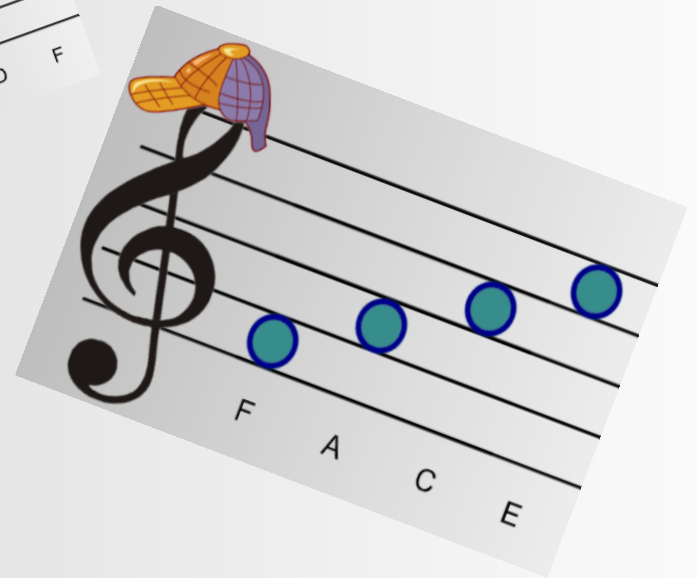





# The Case of the Missing Manuscript



advance to next slide

[click here for teacher notes](#)

To whom it may concern:

My name is Maxwell. I am a music detective investigating the mysterious disappearance of a manuscript of Beethoven's glorious Ninth Symphony. You may recognize its melody "Ode to Joy." Let me tell you the story.



advance to next slide

It started with a late-night meeting.

A man handed me a mysterious briefcase with no key and no explanation.




advance to next slide

I knew I should have left it alone, but being a detective, I was curious. So I began looking for the key.



Then, I noticed a piece of paper tied to the handle of the briefcase.



advance to next slide



March 26, 1827

To the person reading this letter:

If you are reading this, then you have the secret briefcase that holds the original manuscript of Beethoven's 9th Symphony.

I have hidden the key so only a wise student of music could find it.

If you

can follow the clues I have left, I know I can trust you to bring the manuscript to the museum where it belongs. Please be careful! Flip this page over for the first clue.

Sincerely,

Anselm Hüttenbrenner,  
dear friend of Mr. Beethoven  
and last person to see him alive

[click here to flip over the page](#)

HERE IS YOUR FIRST CLUE:

Go to 123 West Main Street.

advance to next slide

I arrived at the address given. The outside looked like an abandoned warehouse.



advance to next slide

But inside, I found a beautifully decorated apartment. I looked at the clue again and noticed there was more on the note.




advance to next slide



# HERE IS YOUR FIRST CLUE:

Go to 123 West Main Street.

Inside, look for the:



advance to next slide AFTER  
you have figured out the clue

I followed the clue and found...




Click where the clue has led you.




Another piece of paper rolled up like the first.

Congratulations! You have found the clue. I can see that you are indeed a fine music student.



meant to look under the BED.

THE NEXT CLUE:



advance to next slide AFTER  
you have figured out the clue

This clue confused me for a while, but when I looked closer, I discovered...




Click where the clue has led you.




On the face of the clock, hiding in the number 10, was a tiny envelope with a message!

Congratulations! You have found the clue! Perhaps you will succeed where others have not!



meant to look on the FACE of the clock.

THE NEXT CLUE:



advance to next slide AFTER you have figured out the clue

My heart was beating wildly after finding that last clue. I took a minute to gather myself and then followed the clue.




Click where the clue has led you.



Inside the bird cage was another envelope!


Congratulations! You have found the clue. You might be a musical aenius!



meant to look in the bird CAGE.

A tilted rectangular box containing a congratulatory message and a musical staff. The staff has five horizontal lines and a treble clef on the left. Five blue circular notes are placed on the staff: one on the first space (F), one on the second line (G), one on the second space (A), one on the third line (B), and one on the third space (C).

THE NEXT CLUE:

A rectangular box containing the text "THE NEXT CLUE:" and a musical staff. The staff has five horizontal lines and a treble clef on the left. Four blue circular notes are placed on the staff: one on the second space (A), one on the third line (B), one on the third space (C), and one on the fourth line (D).

© Megan Heikkila 2016  
images © Graphics Factory.com

advance to next slide AFTER you have figured out the clue


I was completely stumped. I looked everywhere for something that would match the clue I was given. However, a detective never quits. After hours of searching, I ended up back in the bedroom where I finally discovered...



Click where the clue has led you.




A microscopic QR code on the  
BEAD of a necklace! I quickly  
scanned it with my smart phone.




advance to next slide

**Congratulations! You have found the clue. ASTOUNDING KNOWLEDGE OF MUSIC!**



meant to look in the **BEAD** of the necklace.

**THE NEXT CLUE:**



advance to next slide **AFTER** you have figured out the clue

I realized these clues were getting increasingly difficult. I got out my magnifying glass and noticed something written on the...




Click where the clue has led you.



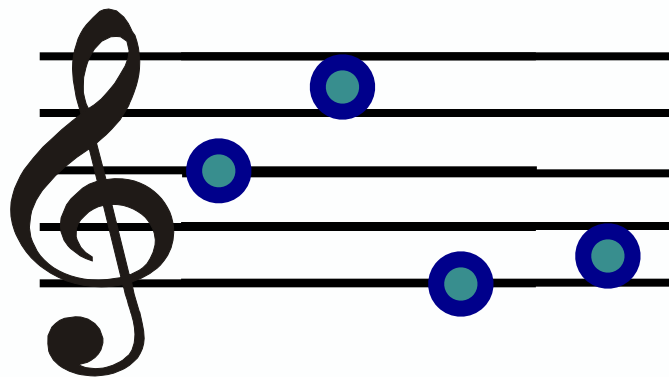
EDGE of  
the table!

Congratulations! You have found  
the clue. You may finally be the one  
to solve the manuscript!



meant to look on the EDGE of the table.

THE NEXT CLUE:




advance to next slide AFTER  
you have figured out the clue

I noticed I hadn't looked in the kitchen for clues yet, so I decided to spend some time there.




Click where the clue has led you.

I went to the kitchen, and opened the fridge. Inside was a juicy, all-BEEF hamburger waiting for me. I noticed for the first time how hungry I was, but before I ate the burger, I examined it. On a piece of tomato, I found...

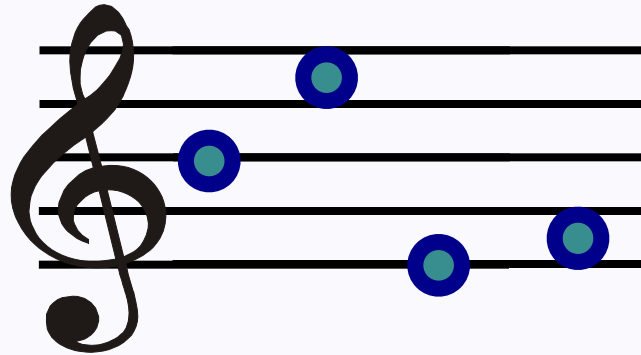


advance to next slide

A rather soggy note. With my magnifying glass, I read it.

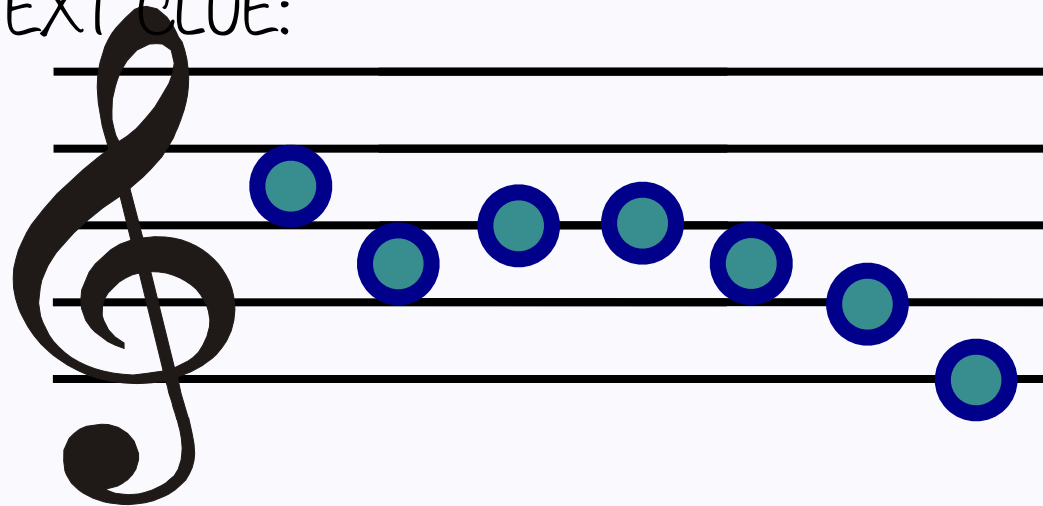


Congratulations! You have found the clue. You really had to use your deductive reasoning skills on that one!



meant to look in the fridge for something with BEEF!

THE NEXT CLUE:



advance to next slide AFTER you have figured out the clue

I knew where to go for this clue because I had been there recently.



Click where the clue has led you.

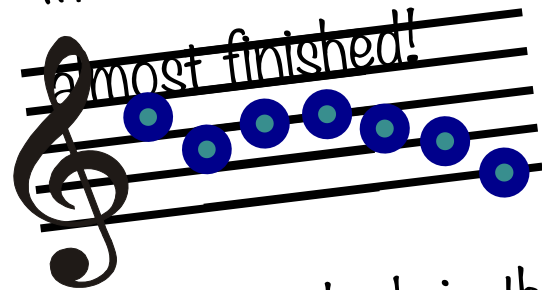


Munching on the tasty burger, I went back to the fridge, thinking the CABBAGE must be inside. Indeed, there it was in the vegetable drawer. Unsure of what to do, I placed it on the kitchen table and stared at it thoughtfully. When I looked closer, I saw a plastic bag attached to a cabbage leaf.



advance to next slide

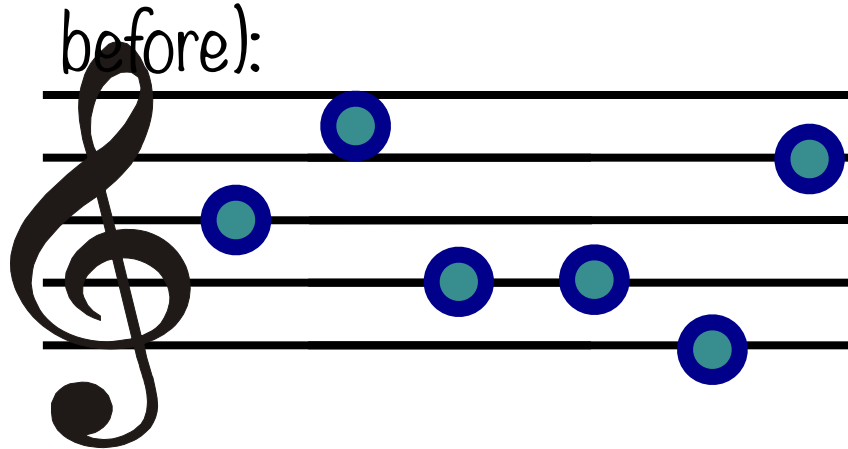
Congratulations! You have found  
the clue. Don't give up! You're



meant to look in the fridge for the  
**CABBAGE.**

advance to next page  
to flip over the paper

THE FINAL CLUE (Hint: you must find something that has done this before):



advance to next page  
AFTER you figure out  
the clue

I was so excited to have found the last, mysterious clue. I stood back and stared at the room. Suddenly, it came to me!



Click where the clue has led you.



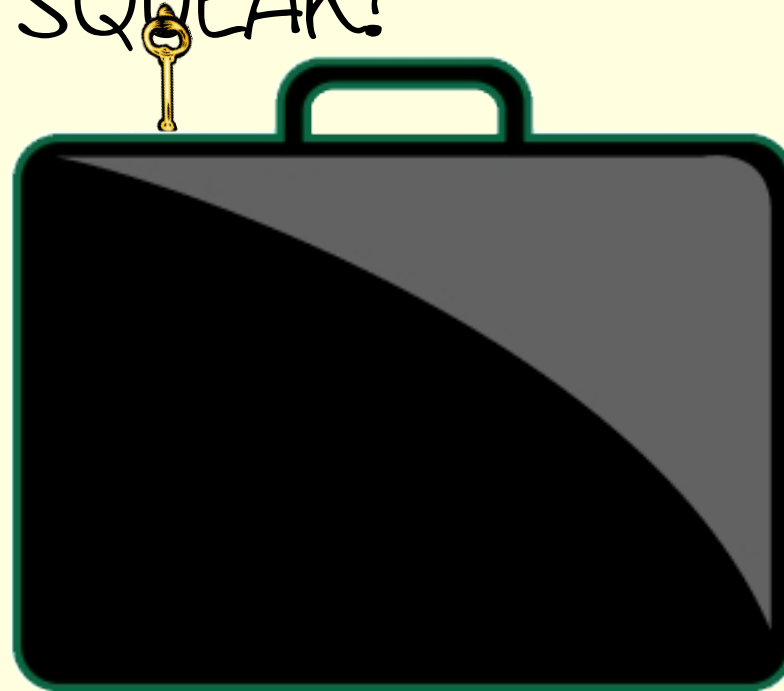
I found the key! It had been dangling from the dog's collar the whole time!

Click the key.

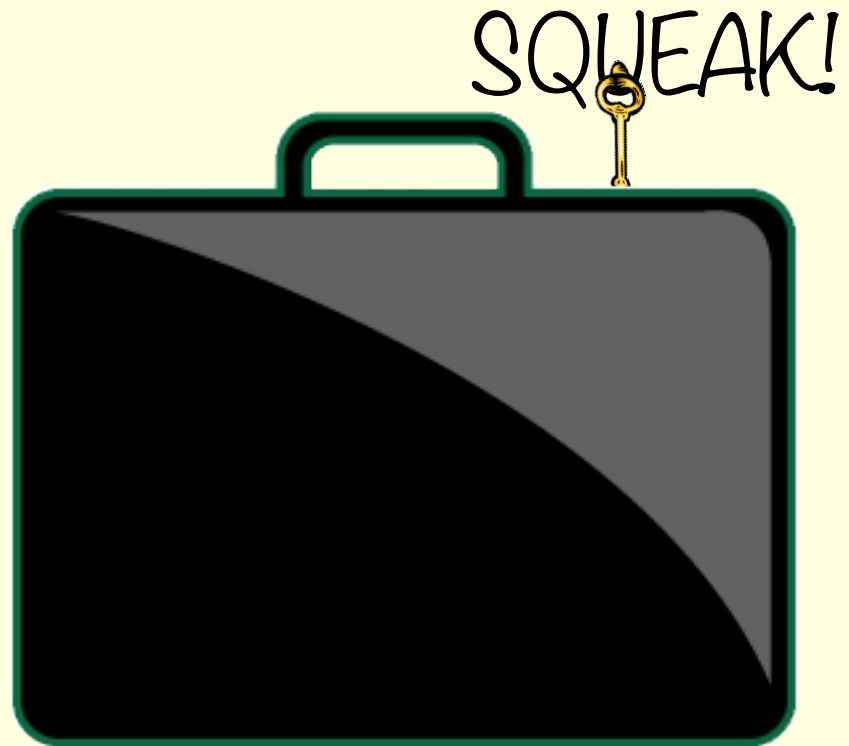
I quickly unlocked the briefcase.



SQUEAK!



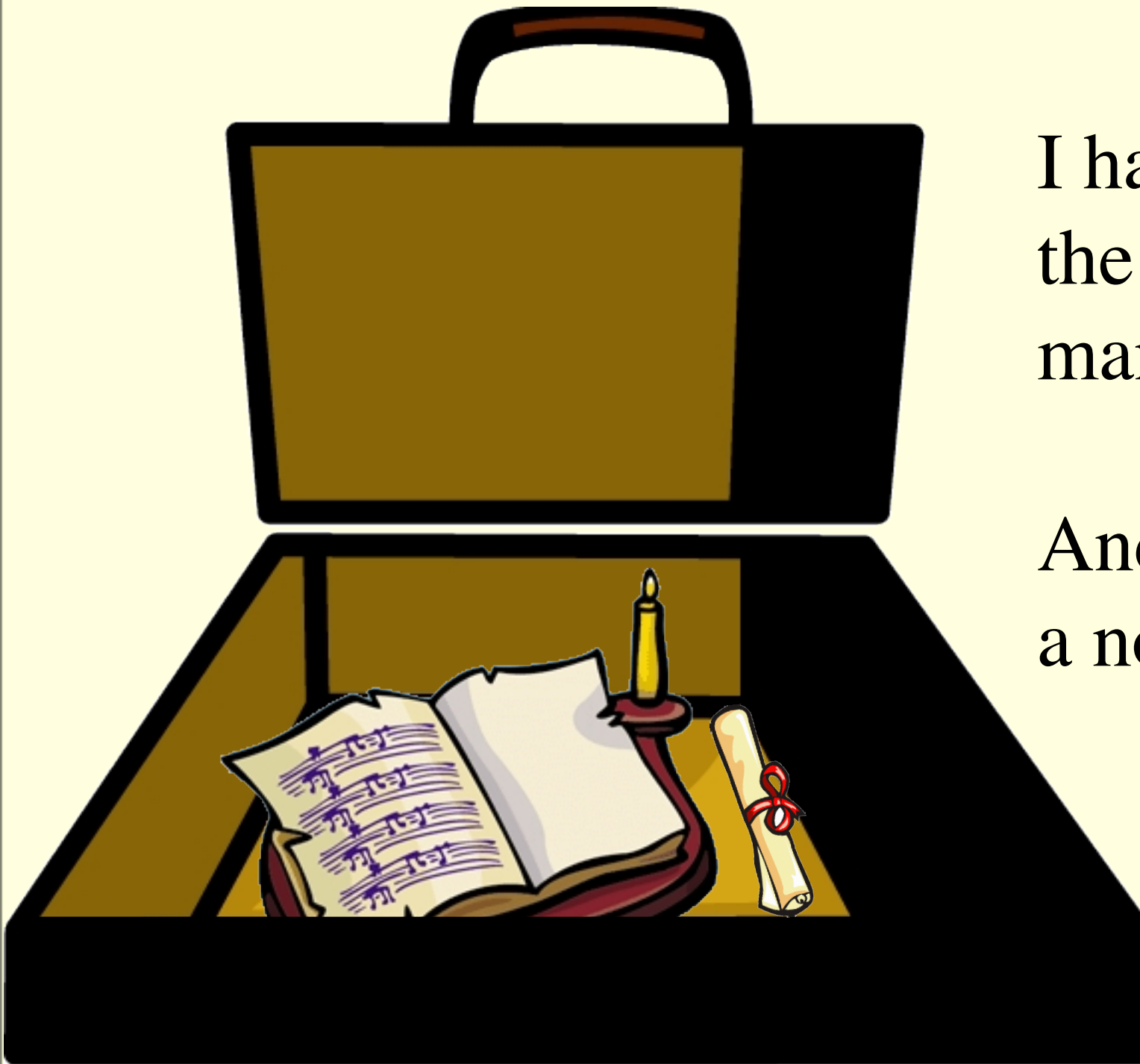
click the briefcase



click the briefcase again


I had found  
the hidden  
manuscripts!

And there was  
a note!



Click the note





To the music master who deciphered  
my code and found the priceless  
manuscripts:

I will trust you to do the right  
thing - return the manuscripts to the  
museum so everyone can see the  
masterpiece. That is what  
Mr. Beethoven would have wanted.

Thank you for all you have done.

Sincerely,

Anselm Hüttenbrenner

advance to next slide

So that is the story of how I rescued the lost manuscript of Beethoven's 9th Symphony. I, of course, returned it to the museum where it belonged. I can't wait to see the musical mystery I'll solve next! Thanks for going on the adventure with me!



advance to next slide

# THE END!





# The Case of the Missing Manuscript

Directions:

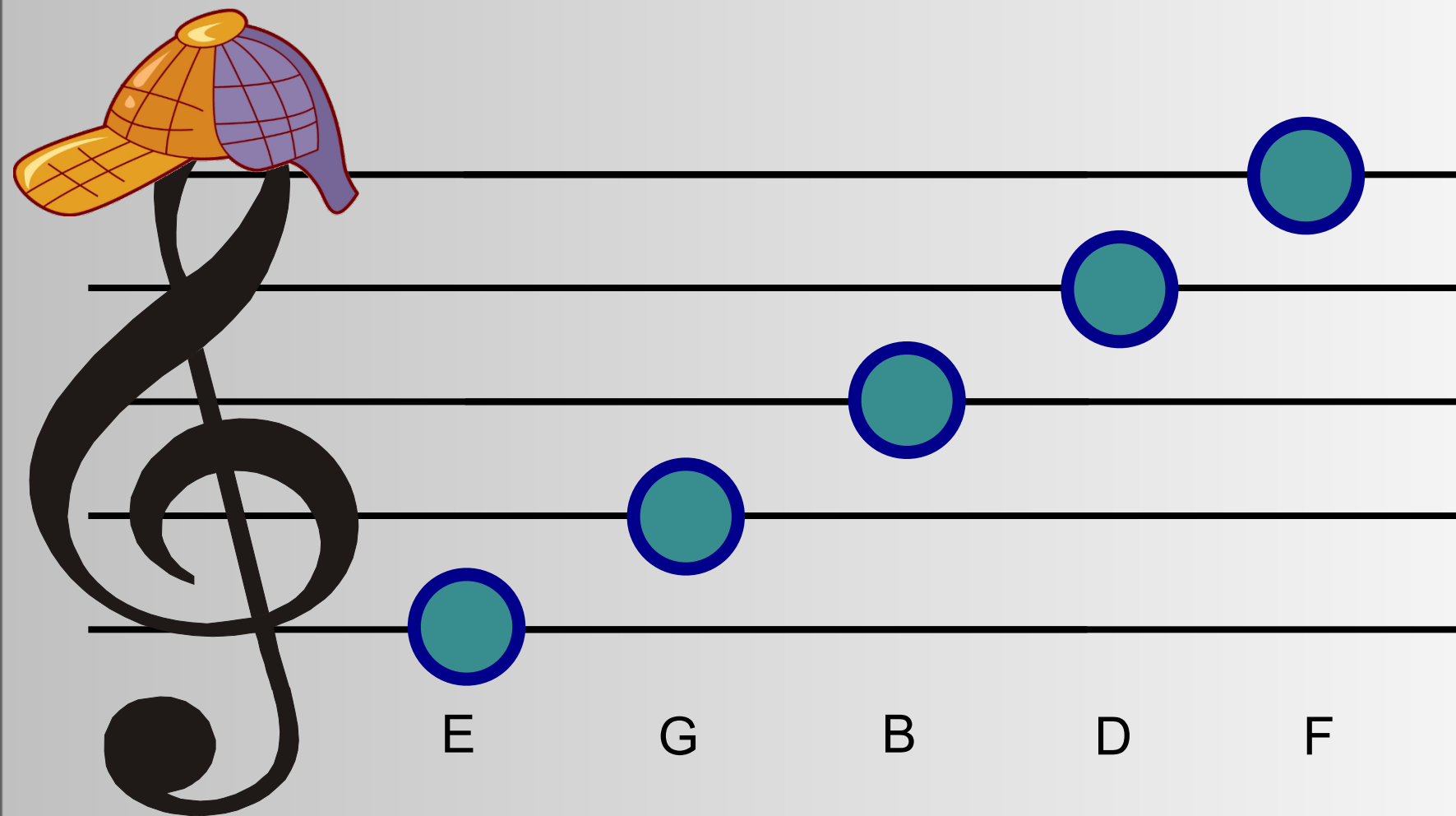
Use this as a reinforcement for the treble clef line and space notes. This only uses EGBDF and FACE - no notes above or below the staff.

VERY IMPORTANT: Follow the directions at the bottom left corner of each page.

Use the treble clef letter names to decipher the clues and solve the puzzle of the missing manuscript. Use white boards or paper. This can work individually or as a team game.

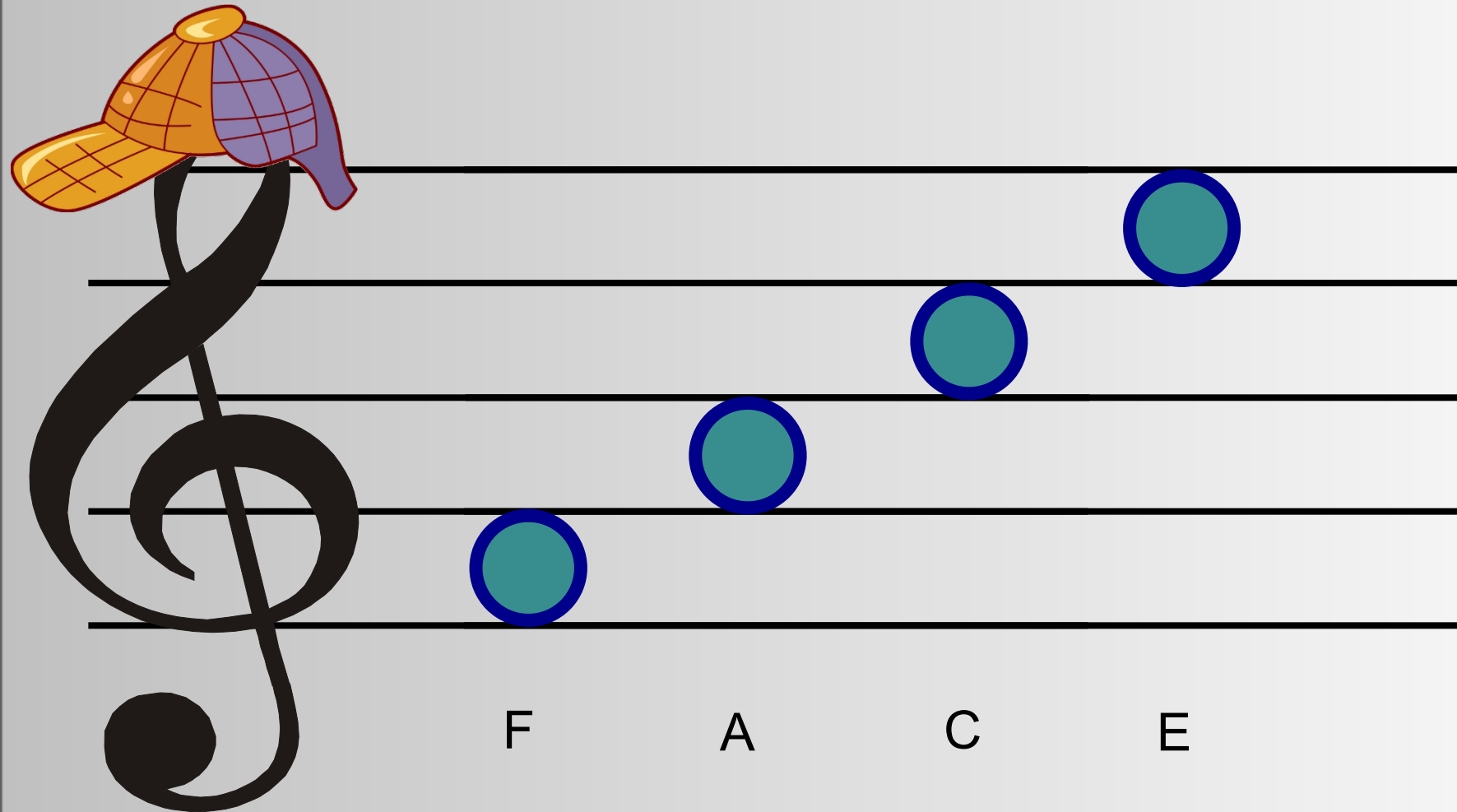
advance to next slide

# Line Notes



advance to next slide

# Space Notes



[Click here to start game](#)



# Thanks! FROM MEG'S MUSIC ROOM

Thank you for purchasing my product! I have been an elementary music teacher since 2005 in Russellville, Arkansas. I love my students and enjoy making games and other products that make learning fun. I play trumpet and violin and received my National Board Certification in Early/Middle Childhood Music.

*Please follow me to find out about my newest products, ideas, and sales!*

[Click here to follow me on Facebook.](#)

[Click here for my TpT store!](#)

[Click here for my blog.](#)

*You may also like some of my other products!*

[Beethoven Trivia](#)

[Game of the Missing Manuscript - Treble Clef Pitches - Music Detective](#)

[#1 Found Sound Scavenger Hunt Outdoor Activity for Music](#)

[Class Games and Giants Movement Activity for Music Class](#)

*Thank you to graphicsfactory.com for the clipart!*

## Terms of Use:

Copyright © Megan Heikkila. All rights reserved by author. This product is to be used by the original downloader only. Copying for more than one teacher, classroom, department, school, or school system is prohibited. This product may not be distributed or displayed digitally for public view. Failure to comply is a copyright infringement and a violation of the Digital Millennium Copyright Act (DMCA). Clipart and elements in this product are copyrighted and cannot be extracted and used outside of this file without permission or license. Intended for classroom and personal use only.